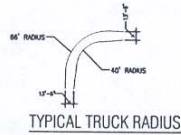
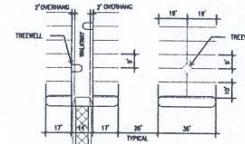


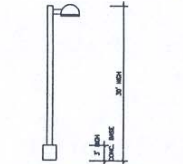
TYPICAL TRASH ENCLOSURE



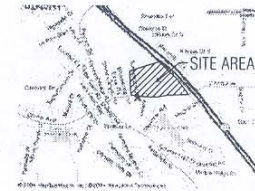
TYPICAL TRUCK RADIUS



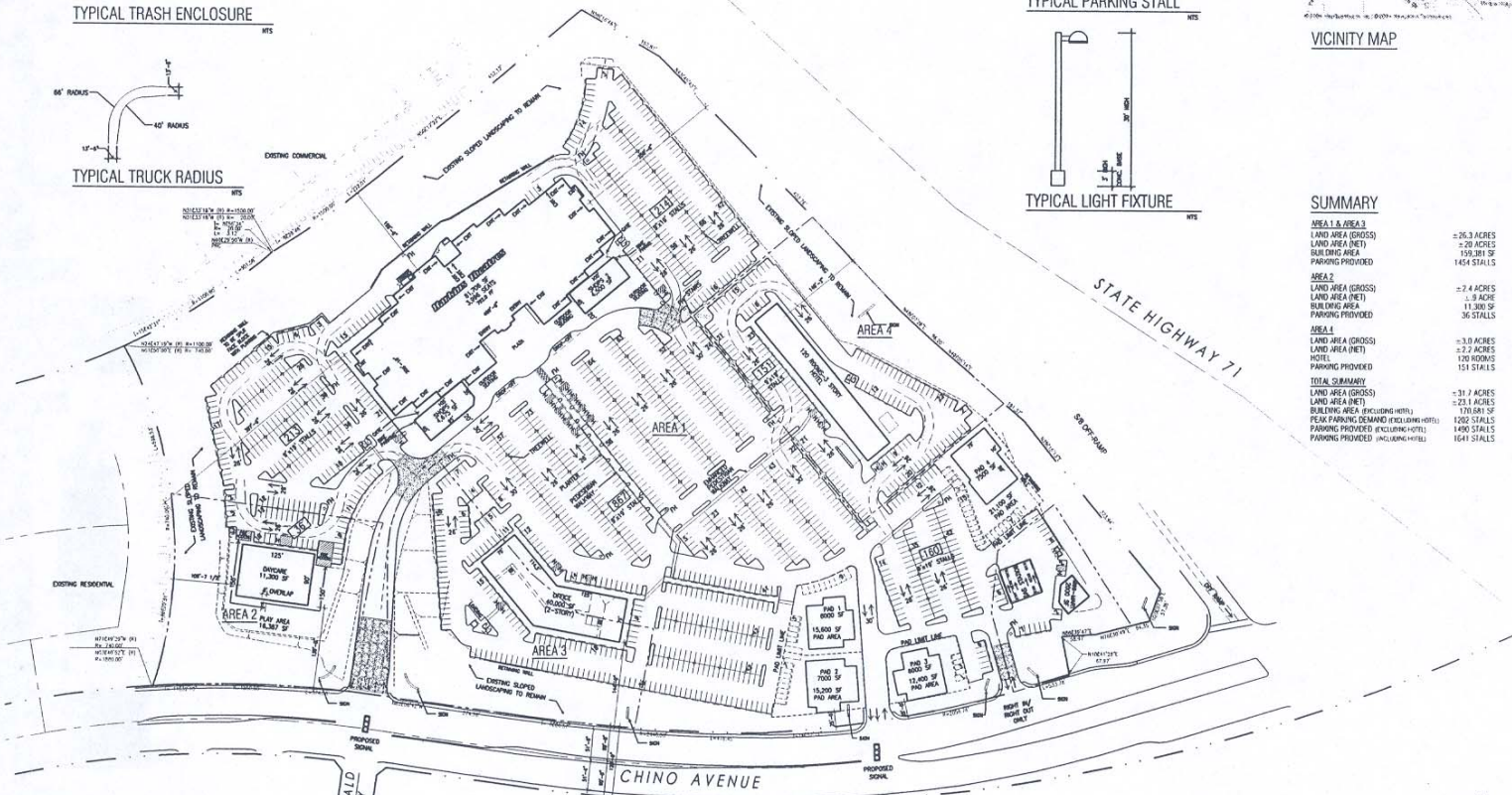
TYPICAL PARKING STALL



TYPICAL LIGHT FIXTURE



VICINITY MAP



SUMMARY

AREA 1 & AREA 2	- 26.3 ACRES
LAND AREA (GROSS)	- 20 ACRES
LAND AREA (NET)	155,381 SF
BUILDING AREA	1454 STALLS
PARKING PROVIDED	
AREA 2	- 2.4 ACRES
LAND AREA (GROSS)	- 1.9 ACRES
LAND AREA (NET)	11,300 SF
BUILDING AREA	36 STALLS
PARKING PROVIDED	
AREA 4	- 3.0 ACRES
LAND AREA (GROSS)	- 2.5 ACRES
LAND AREA (NET)	170 ROOMS
BUILDING AREA	151 STALLS
PARKING PROVIDED	
TOTAL SUBSUMARY	
LAND AREA (GROSS)	- 31.7 ACRES
LAND AREA (NET)	178,681 SF
BUILDING AREA (INCLUDING HOTEL)	1282 STALLS
PEAK PARKING DEMAND (INCLUDING HOTEL)	1486 STALLS
PARKING PROVIDED (INCLUDING HOTEL)	1641 STALLS

NOTE: EXISTING SLOPED LANDSCAPING TO REMAIN
SEE SEPARATE SIGNAGE PACKAGE FOR SIGN INFORMATION
THIS DRAWING IS CONCEPTUAL IN NATURE AND NO GUARANTEE OF ITS ACCURACY IS IMPLIED.

SITE PLAN



1" = 40'

17 AUGUST 2004
PROJECT NO: 40889

LENNAR PARTNERS
4350 Von Karman Avenue, Suite 200
Newport Beach, CA 92660
TEL 949.885-8500
FAX 949.885-8501

CROSSROADS ENTERTAINMENT CENTER

CHINO HILLS, CALIFORNIA

© 2004 LENNAR PARTNERS
1285 BOKER STREET
NEWPORT BEACH, CA 92660
TEL 949.757.2510
FAX 949.757.2510

